

COMPACT 55·6 | VT 55·6

LOW TENSION HEAT TREATMENT MACHINE – RESISTANCE METHOD

DIMENSIONS:

Depth 960 mm

Width 779 mm

Height 1035mm (with wheels)

WEIGHT:

292 kg

POWER:

55 KVA

OUTPUT NR.:

n. 6 independent outputs

MAIN TECHNICAL CHARACTERISTICS:

- max current in output 100A
- three phase power supply 400V 50
- current absorption 80A
- power control by static switch SCR
- single output power 9 KVA (n.2 heating elements for each output-50A)
- continuous temperature regulation 0 to 1200°C
- automatic regulation of heat treatment cycle temperature
- manual/automatic mode regulation
- insulation transformer with 55 KVA power
- Over temperature security
- 125A magneto-thermic general switch
- IP 20 security protection
- N. 1 microprocessor temperature electronic board suitable to control 6 outputs with the following characteristics:
mode selection: manual/automatic
PID regulation
variable band alarm selectable by operator
linear interpolation of thermocouple
automatic room temperature compensation



- **Compact-VT 55/6** : variable tension from 0 to 90V
- **Compact 55/6** : fix tension 45V o 90V

“Power control by static switch SCR allows a more accurate and appropriate power managing”

[Image shows 110kw model with the optional paper recorder assembled as example]

VIDEOGRAPHIC TOUCHSCREEN 7" PROGRAMMER / RECORDER

- TFT 7" touch screen display, 800x480 pixel with backlighting
- Functioning temperature -20 +65 °C
- Degrees °C or °F
- Accuracy class 0,3
- Set points, hold times, heating and cooling gradients, absorbed current and alarms setup
- Programming memory with 10 pre-set heating cycles.
- 8GB recorded cycles memory (equivalent to thousands of heating cycles)
- Recorded cycles download on USB key
- Status alarm (High and low temperature, interrupted thermocouple)
- Multilanguage (Italian, English, French and Spanish)
- Integrated instruction manual
- Protection Degree IP65






PAPER AUXILIARY RECORDER ASSEMBLED ON THE MACHINE (OPTIONAL TO BE REQUESTED)

Microprocessor temperature recorder, range 0 ÷ 1000°C,
Ni/Cr-Ni/Al "K" type thermocouples, flowing of diagram paper 20 mm/h, n. 6 plotting points, width of scale 100 mm.

- Inputs, paper speed and scale range programmable
- precision $\pm 0,3\%$ of the scale range ± 1 digit
- dimensions 144 x 144 mm



CONNECTING CABLE SET

POWER CABLES		
	<p><i>N. 6 Bi-polar cables connecting the power unit to the heating element cables</i></p>	<ul style="list-style-type: none"> ▪ Length 15 Mt standard (other lengths available upon request) ▪ Sect. 25 mmq ▪ Rubber insulation ▪ Connectors for 400A welder
HEATING ELEMENTS CONNECTING CABLES		
	<p><i>N. 12 Two-way cables connecting the power cables to the heating elements</i></p>	<ul style="list-style-type: none"> ▪ Length 1,3 Mt (other lengths available upon request) ▪ Sect. 10 mmq ▪ High temperature silicon insulation ▪ n. 1 connectors for 400A welder and n. 2 connectors with ¼ turn 60 A quick coupling.
THERMOCOUPLE CONNECTING CABLES		
	<p><i>N. 6 Extension cables type "KX" for the thermocouple connection</i></p>	<p>Length 15 Mt standard (other lengths available upon request)</p> <ul style="list-style-type: none"> ▪ Insulation PVC+PVC 105° ▪ Polarized connectors type "K"

Contacts:
Suntec srl Via Leonardo da Vinci, 15-17 – 26010 Campagnola Cremasca (CR)-Italy
Email: info@suntec.it
Web site: www.suntec.it